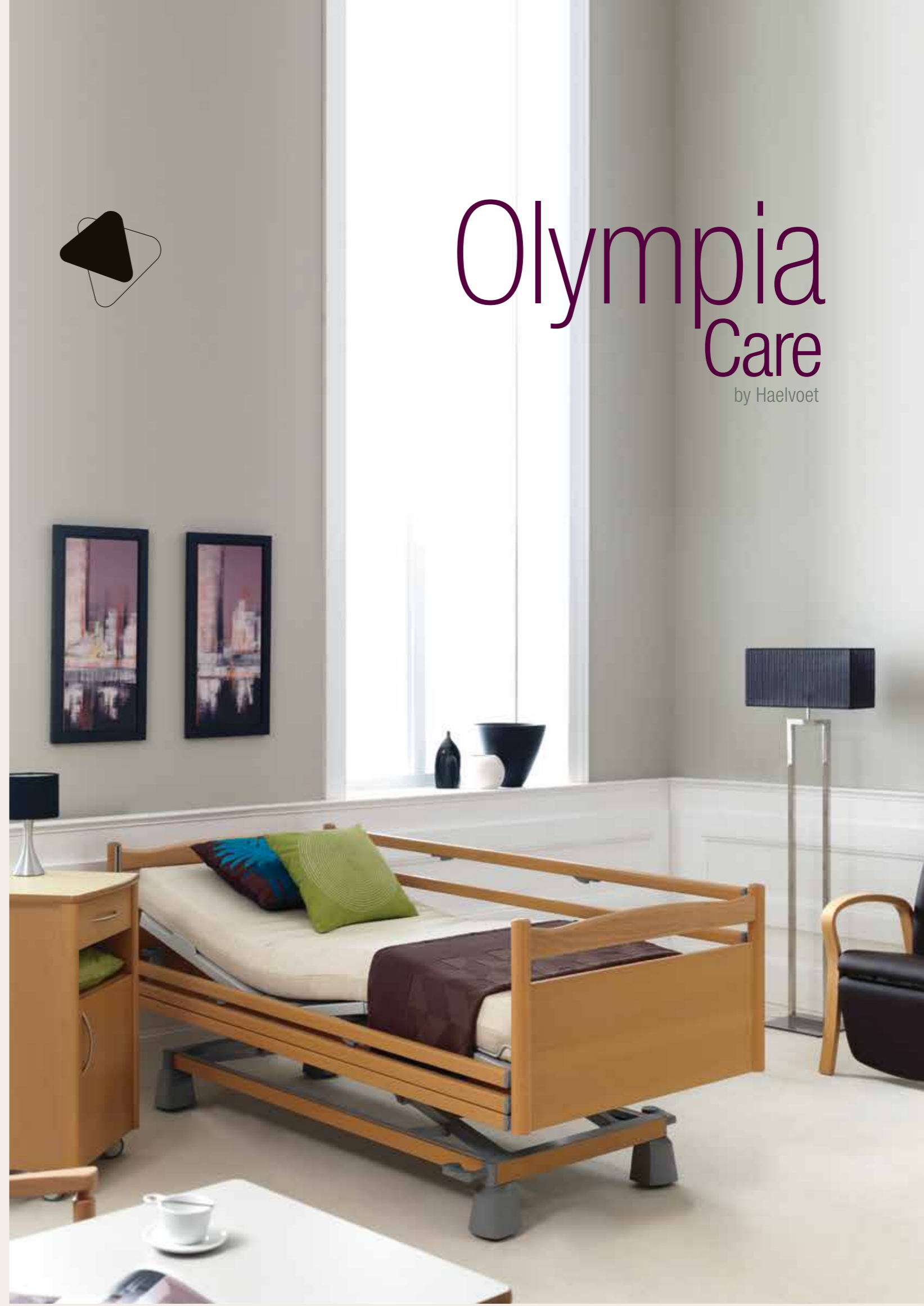




# Olympia Care

by Haelvoet




Haelvoet NV **BELGIUM**  
L. BEKAERTSTRAAT 8, 8770 INGELMUNSTER  
T +32 (0) 51 48 66 95 F +32 (0) 51 48 73 19  
INFO@HAELVOET.BE WWW.HAELVOET.BE

Haelvoet S.A.R.L. **FRANCE**  
AVENUE VAN PELT 12, 62300 LENS  
T +33 (0) 3 21 70 63 71 F + 33 (0) 3 21 76 62 67  
INFO@HAELVOET.FR WWW.HAELVOET.FR

Haelvoet SA **SWITZERLAND**  
ROUTE DE LA PLAINE 45, 1580 AVENCHES  
T +41 (0) 26 675 46 86 F +41 (0) 21 560 46 46  
INFO@HAELVOET.CH WWW.HAELVOET.CH

Haelvoet S.R.L. **ROMANIA**  
PARCUL INDUSTRIAL 1, 455200 JIBOU, SALAJ  
T +40 (0) 260 64 22 33 F +40 (0) 260 64 22 55  
INFO@HAELVOET.RO WWW.HAELVOET.RO

WE CREATE FURNITURE TO HEAL, TO CARE & TO MEET



# Olympia

comfort in style



Haelvoet nv  
Edition 2016  
Haelvoet reserves the right to modify the product.  
Small colour deviations are possible.

001	<b>Mattress platform • For a comfortable lying position</b>
	Standard equipped with ventilating metal mattress platform profiles. The optional synthetic mattress platform sections (*) can be easily removed and cleaned.
002	<b>Handset • Easy to operate autonomously</b>
	Functional and easy to operate. The handset is equipped with all functions to put the resident in his desired seating, lying or reading position.
003	<b>Bed panels • A tasteful design</b>
	Head and foot panels are available in 4 different versions with a stylish wooden design.
004	<b>Cases • Optimal care</b>
	The two cases at the head end can be used to install an IV rod, a lifting pole or other accessories. Thanks to this, the bed can be equipped according to the needs at the moment itself.
005	<b>Sideguards (*) • Safety has no price</b>
	The Pollux or Trix sideguards offer complete protection over the entire bed length. The Trix sideguards can be telescopically extended and protect the user – even when the bed is extended – over the entire bed length.
006	<b>High/low system • Highly stable</b>
	The high/low supports guarantee an excellent bed stability at all heights. The bed can be easily adjusted between 35,5 cm and 78,5 cm (with castors ø 125 mm), which makes it easier to get in and out of the bed or to treat.
007	<b>Mattress holders • Fixed mattress in each position</b>
	The backrest and footrest are equipped with 4 synthetic mattress holders.
008	<b>Central brake (*) • Activated with one single movement</b>
	A central castor brake mechanism and an accessible brake pedal considerably simplify the use of the Olympia bed for the nursing staff.
009	<b>Castors • Superb manoeuvrability</b>
	Our extensive gamut of high-quality design castors guarantees a highly mobile and manoeuvrable bed.
010	<b>Total lock (*), mini nurse box (*) or HD with magnetic key (*)</b>
	To switch off several electric bed functions generally or selectively. The mini nurse box and handset with selective locking system also make it possible to activate the bed functions.
011	<b>Wooden surrounds of the mattress frame (*) • The extra touch</b>
	The wooden finishing slat on the mattress frame gives the bed a homely touch.
012	<b>Wooden surrounds of the carriage (*) • The final finishing</b>
	A wooden frame finishes the carriage and completes the visual character of the bed.

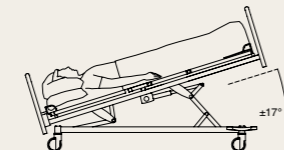
\* option for Olympia Care

## Comfort for everyone

Nowadays, both the resident and nursing staff demand a comfortable and ergonomic bed. Only then, the resident can be as autonomous as possible, whereas the nursing staff can work efficiently.

- **Handset**

The standard handset is user-friendly and easy to operate. It is equipped with clear and recognizable push buttons:



- **(Reverse) Trendelenburg position**

The Reverse Trendelenburg position can be activated by means of the handset or the mini nurse box (\*), whereas the Trendelenburg position can only be activated by means of the mini nurse box (\*) or the handset with magnetic key (\*).



- **Seating or relax position**

Both the backrest and knee rest are inclined simultaneously. This seating position is ideal in case of intestinal complaints or respiratory problems, but is also recommended when the resident wants to eat, drink or read.



- **High position**

The highest position of the bed is 78,5 cm (castors  $\varnothing$  125 mm). The resident can be examined and treated without straining the nurse's back.



- **Low or sleeping position**

The ideal sleeping position, during which the backrest and knee rest are put horizontally. Simultaneously, the bed is put in its lowest position. This function is programmed in one single push button. The low bed position of 35,5 cm (38 cm with Trendelenburg) makes it easier to get in and out of the bed, and reduces the risk of falling.



- 001 The illuminated handset (\*) enables the resident to be more independent at night. The buttons illuminate when touched.
- 002 A nightlight (\*), activated by means of the handset with selective locking system (\*) or the mini nurse box (\*), helps the resident to orientate himself at night.
- 003 The handset with selective locking system (\*) and magnetic key.
- 004 The total lock (\*) avoids undesired mattress platform adjustments.
- 005 The mini nurse box (\*) offers a maximum functionality.
- 006 Retracting backrest.



- **Selective locking system**

The handset with selective locking system (\*) is equipped with all functions of the standard handset. Next to that, it is also possible to activate the CPR and Trendelenburg position, as well as the under bed light. All bed functions can be locked separately by means of a magnetic key.



The advantages are:

- 1 central handset to operate and lock the bed functions.
- Efficient activation by means of the handset, without straining your back.

- **Total lock and mini nurse box**

Next to the standard handset or handset with a selective locking system, you can also opt for a total lock (\*) that blocks all electric functions of the handset by means of one single button. The mini nurse box (\*) offers the nursing staff the possibility to activate the following positions or functions:



- the Trendelenburg position;
- the CPR function that brings the bed in the lowest horizontal position;
- the "key button" to lock the handset selectively.

- **Central brake**

The foot end of the Olympia bed is equipped with a design brake pedal on both sides (\*). The pedal activates the 4 castors simultaneously, and can be put in 3 different positions.



- **4 braked castors**



- **4 unbraked castors**

This position makes it possible to move the bed in all directions.



- **1 fixed directional castor (\*)**

This castor makes it easier to move the bed in a straight line.



- **Retracting backrest**

While inclining the backrest upwards, the backrest is automatically moved backwards. By doing so, pressure is relieved on the pelvis, whereas the bedsore risk is reduced considerably. Thanks to an integrated safety in the retracting backrest, there is no opening between the sideguards and the mattress platform during the inclination. This prevents the patient of getting stuck.

\* option for Olympia Care



## Safety galore

Our different sideguard types offer the resident complete safety in each bed position. Each type has its specific advantages for both the user and the resident. The choice is completely yours.



The **Atmosphère sideguards (\*)** with 3 or 4 siderails offer complete patient safety in each bed position. The sideguards constitute one unit and can be lowered by means of an easy locking mechanism.



The **Pollux sideguards (\*)** consist of 2 strong siderails. A guaranteed distance between the two siderails makes sure that the Pollux sideguards easily comply with the strictest norms. The sideguards can only be lowered by using your both hands. This safety system has been developed to prevent the sideguards from being lowered unintentionally.



The **Trix sideguards (\*)** consist of 3 siderails, offering maximum safety over the entire bed length. An integrated telescopic system makes sure that the Trix sideguards – even when the bed is extended – cover the bed sides over the entire length. The sideguards can only be lowered by using your both hands. This safety system has been developed to prevent the sideguards from being lowered unintentionally.

### • Integrated bed extension

A nursing bed has to fulfil everybody's wishes, irrespective of the resident's length. The integrated bed extension makes it possible to extend the bed with 20 cm. Two different bed extension possibilities are available: a telescopic bed extension combined with extendible Trix sideguards or a permanent bed extension of 20 cm when using long Pollux sideguards. When combined with the optional footrest extension (\*), a full functionality of the mattress platform is guaranteed.



\* option for Olympia Care



## Creative design

Everybody cares about the health of residents. Personal independence and design play a key role in this concept. That's why the most modern techniques and a progressive functionality have been integrated in the attractive design of the Olympia bed.

### • Bed panels

Our bed structure makes it possible to choose between 4 different panel types. Each panel is characterised by its clear lines and sharp eye for detail. Thanks to the absence of visible fastening bolts, the panels don't only have a stylish look, but they are also very easy to maintain and clean.



**Type 1:** The standard bed panel **Midea** has a modern look. It can be combined with a low foot panel and a high head panel.



**Type 2:** The pure shape of **Puro (\*)** is beautiful and functional.



**Type 3:** The creative bed panel **Felina (\*)** is characterised by a slightly bent handle.



**Type 4:** The bed panel **Valentino (\*)** is characterised by its rigid lines.

**007** When thicker anti-bedsore mattresses are used, an optional **4th siderail (\*)** can offer 13 cm of extra protection. This protection is completely integrated in the Trix sideguards, so no additional accessories are required.

**008** The **Trix sideguards (\*)** protect the resident over the entire bed length, even when the bed is extended, thanks to the unique telescopic system.

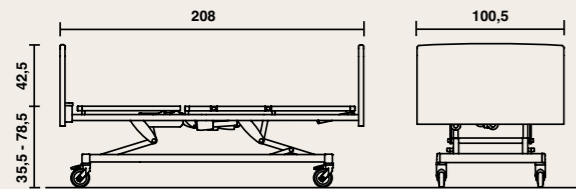
**009** Matching colours, homelike materials and a functional design improve the resident's health.

**010** The **hidden castors (\*)** give the Olympia bed a homely touch.



# Olympia Care bed Summary

## • Dimensions and performance (standard bed)



- width: 100,5 cm, length: 208 cm;
- height variation of the mattress platform:  
± 35,5 cm\* - ± 78,5 cm (with castors ø 125 mm),  
± 34,5 cm\* - ± 77,5 cm (with hidden castors);
- clearance height:  
L: 170 mm, R: 135 mm (with castors ø 125 mm),  
L: 160 mm, R: 125 mm (with hidden castors);
- safe working load: 230 kg;
- weight (without accessories): 140 kg;
- mattress dimensions: 195 x 85 cm, thickness: 12 to 15 cm.

\* for Trendelenburg + 2,5 cm



Haelvoet makes sure that its excellent price-quality ratio is not at the expense of the environment. Our company considers durability – in all possible meanings – of paramount importance. All our products have a long life span and are delivered with a 10-year-guarantee on construction errors.



The Olympia Care bed is made in accordance with ISO 9001:2015 and ISO 13485:2016 and complies with the European Medical Device Regulation EU 2017/745 and all other applicable European harmonised norms:

**EN 60601-1** Medical electrical equipment - Part 1: General requirements for basic safety and essential performance.

**EN 60601-1-2** Medical electrical equipment - Part 1-2: General requirements for safety and essential performance - Secondary norm: Electromagnetic compatibility - Requirements and tests.











**EN 60601-2-52** Medical electrical equipment - Part 2-52: Particular requirements for basic safety and essential performance of medical beds.

**EN ISO 14971** Application of risk management to medical devices.

	Standard Olympia Care		Options Olympia Care						
MATTRESS PLATFORM									
	• 3-section steel mattress platform	• Telescopic bed extension up to 20 cm	• 4-section steel mattress platform	• 3-section mattress platform with removable synthetic sections	• 4-section mattress platform with removable synthetic sections	• Footrest extension up to 20 cm			
CASTORS AND BRAKE									
	• Levina castors ø 125 mm, separate brakes		• Integral S castors ø 125 mm, with central brake	• Integral S castors ø 150 mm, with central brake	• Hidden twin castors ø 50 mm, with central brake				
PANEL TYPE									
	• Midea panel		• Puro panel	• Felina panel	• Valentino panel	• Bumpers (not on the Midea panel) • Wall spacer			
SIDEGUARDS									
			• Atmosphère sideguards with 3 or 4 siderails	• Pollux sideguards	• Trix sideguards				
CONTROLS									
	• Handset		• Total lock device (ACL)	• Mini nurse box (ACC)	• Illuminated handset *	• Handset with selective locking system *	• Manual quick release (CPR)	• Satellite control (FPP)	• Under bed light
EXTRAS									
		• Wooden surrounds for the mattress frame and/or carriage	• 6 synthetic accessory hookss	• Battery	• Care mattresses 195 x 85 x 12 cm (CMHR foam)	• Comfort mattresses 195 x 85 x 14 cm (CMHR + viscoelastic foam)			

## Accessories

The accessories we offer can be harmoniously connected with the existing cases and accessory holders. Haelvoet strongly pays attention to this, so that the accessories offer you the same top quality as our nursing beds. After all, only the best materials are good enough.

<p>001 Lifting pole + IV holder for lifting pole</p>  <p>The lifting pole is made of a bent thick-walled steel tube. It is equipped with a handle and a ribbon that can be manually adjusted. A ribbon with an automatic roll-up system is optionally available as well. The IV holder for the lifting pole has 4 hooks. It can be easily installed on the lifting pole.</p>	<p>005 IV rod</p>  <p>The IV rod consists of a fixed and a height-adjustable part. The height-adjustable part is equipped with 4 hooks and has to be tightened by means of a turning knob. The IV rod is also available in a non-adjustable version with 2 hooks.</p>
<p>002 Flexible handset holder</p>  <p>The flexible handset holder is within the reach of both the resident and the nursing staff. The holder is installed in a provided case.</p>	<p>006 Dinner tray for sideguards</p>  <p>The wooden dinner tray for the sideguards is made of a solid beech frame and a milled-in solid laminate top. The dinner tray can be put on both sideguard types. It can be easily hung onto the foot panel.</p>
<p>003 Accessory bracket</p>  <p>The accessory bracket can be used in case of specific customer needs. The bracket is equipped with 4 hooks and has a length of 310 mm. It is installed in the optional accessory hooks.</p>	<p>007 Raising aid</p>  <p>The ergonomic raising aid offers the resident optimal support when getting in and out of the bed. It is put in the standard case on the fixed mattress platform.</p>
<p>004 Bowl holder and urine bottle holders</p>  <p>Two bowls can be placed into the bowl holder. The urine bottle holder is available in a horizontal or vertical design. The holders are fastened to the optional accessory hooks.</p>	<p>008 Cover for sideguards</p>  <p>The removable cover is made of imitation leather and can be easily put around the sideguards. This cover is especially recommended to protect restless residents.</p>
<p>009 Removable footrest extension</p>  <p>To use the mattress platform optimally when the bed is extended, you can opt for a loose footrest extension of 20 cm that has to be put at the foot end.</p>	<p>009 Removable footrest extension</p>  <p>To use the mattress platform optimally when the bed is extended, you can opt for a loose footrest extension of 20 cm that has to be put at the foot end.</p>

## Finishing and quality

An extensive gamut of colours from our standard collection helps you to integrate the bed perfectly in your institution.



\* Optional stained colours

Wood is a natural product. Small colour deviations are possible.

**Samples of stained colours and melamine can be obtained on request at Haelvoet. Other solutions are also possible to make sure that the bed can be perfectly integrated in your institution.**



Choosing Haelvoet is choosing an honest product, thanks to our modern and environment-friendly production processes, a maximum use of recyclable materials and our PEFC certificate.